



(Long-Baseline) Interferometric Measurements of Binary Stars

A. Boden

MSC/Caltech & GSU

C. Hummel – USNO/ESO

G. Torres & D. Latham – CfA

H. McAlister – CHARA/GSU



Outline

- Introduction:
 - Why study binary stars (with an interferometer)...
 - What kinds of binary star measurements are interesting
 - What kinds of binary stars are best suited to interferometry
- History of Interferometric Binary Star Measurements:
 - Classical imaging
 - Speckle
 - Long-baseline interferometry
- How Do Interferometers Measure Binary Stars
 - Visibility model
 - Interpretation
- Case Study: HD 195987
 - Why is the system interesting
 - Measurements & integrated orbit modeling
- Future Directions



Why Study Binary Stars?

Don't try to teach a pig to sing...it doesn't work, and it annoys the pig!

- Multiplicity (binary) is a pervasive phenomenon
 - Multiplicity's role in the star formation process
 - ❖ Most stars form in multiple associations
 - Multiplicity's role in the field
 - ❖ Two out of three solar-like stars have a stellar companion (DM91)
 - Multiplicity's role in stellar evolution
 - ❖ The cornucopia of interacting binary stars
- Binary star interactions are SIMPLE, allowing insight into the properties of the components
 - Mass (through physical orbit)
 - Radius
 - Luminosity (through photometry, physical & angular orbit)

The Lexicon of Binary Stars

- Eclipsing Binaries
 - Systems aligned so that components occlude each other (constrains inclination)
 - (By phase-space arguments) highly likely to be close => short-period
- Spectroscopic Binaries
 - Systems whose kinematics and component properties yield detectable component radial velocity variations
 - SB1 – single-lined binaries
 - SB2 – double-lined binaries
 - Most (almost all) eclipsing binaries are spectroscopic binaries
 - ❖ Combination directly yields masses, radii
- Visual Binaries
 - Systems whose components can be resolved into two distinct sources...
 - ❖ ...Allowing astrometry
 - ❖ Motion in time yields orientation of orbit (inclination)
 - ❖ Combined with SB2 => masses, distance (luminosity)

What Kinds of Binary Information is Interesting?



- Multiplicity statistics
- Orbit characteristics statistics
 - as remnants of the formation process*
- Component properties
 - Mass, Radius, Luminosity (the “big” three)
 - Abundance
 - as constraints on stellar astrophysics & measure of system age*
 - Rotation
 - as markers of tidal interaction & internal convective structure*
- Distance (“orbital parallax”)
 - for direct & indirect luminosity calibration*

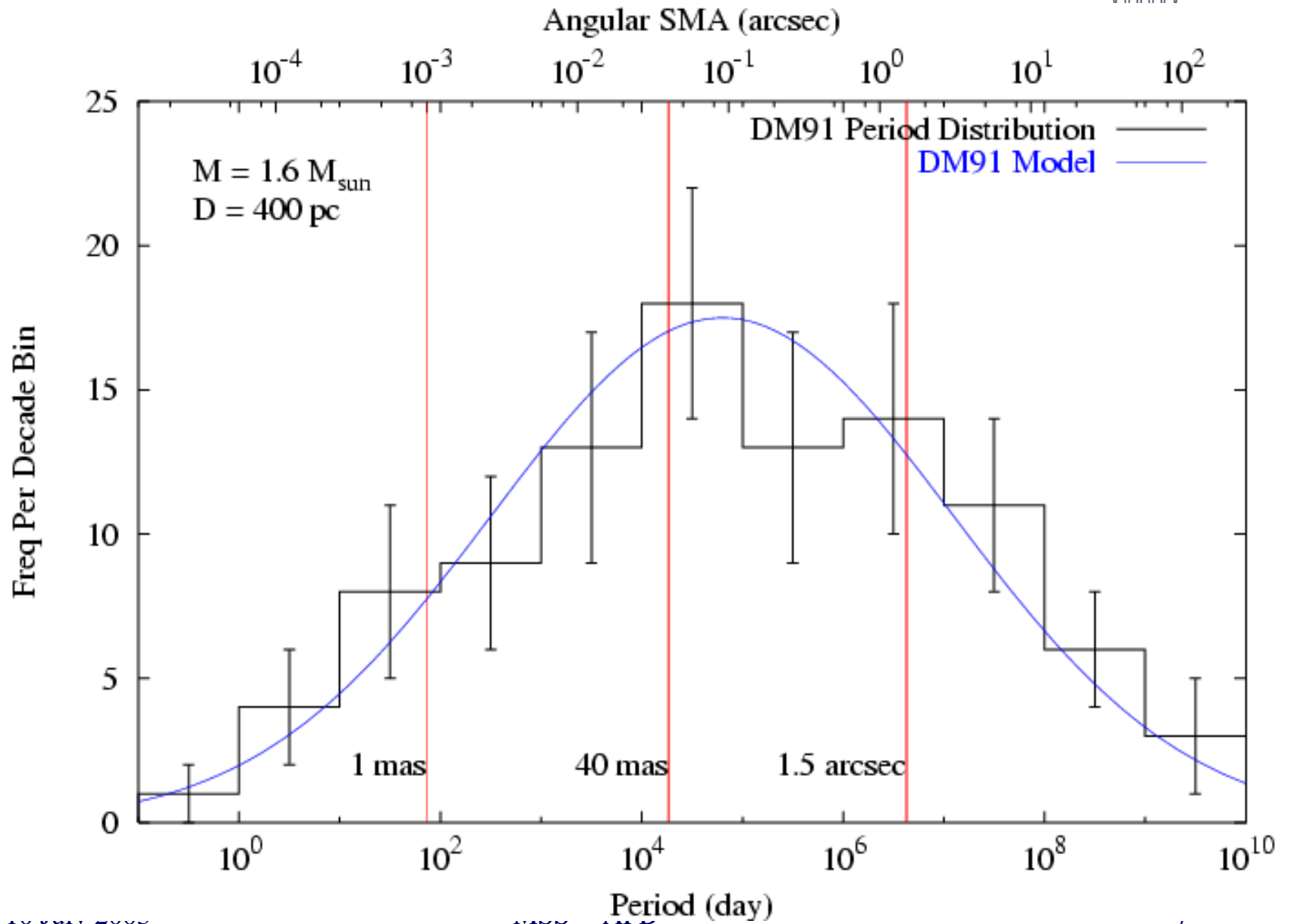
What Kinds of Binary Measurements are Interesting?



- Photometry
 - Detection and measurements of binary eclipses
 - Marker of stellar rotation period
 - System and/or component luminosity
- “Imaging”
 - Inference of association
 - Astrometry
 - ❖ “Absolute” (relative to some “quasi-inertial” fiducials)
 - ❖ “Relative” (two components relative to each other)
- Spectroscopy
 - Astrophysics of components
 - “Velocimetry” – gauging the line-of-sight motions of components



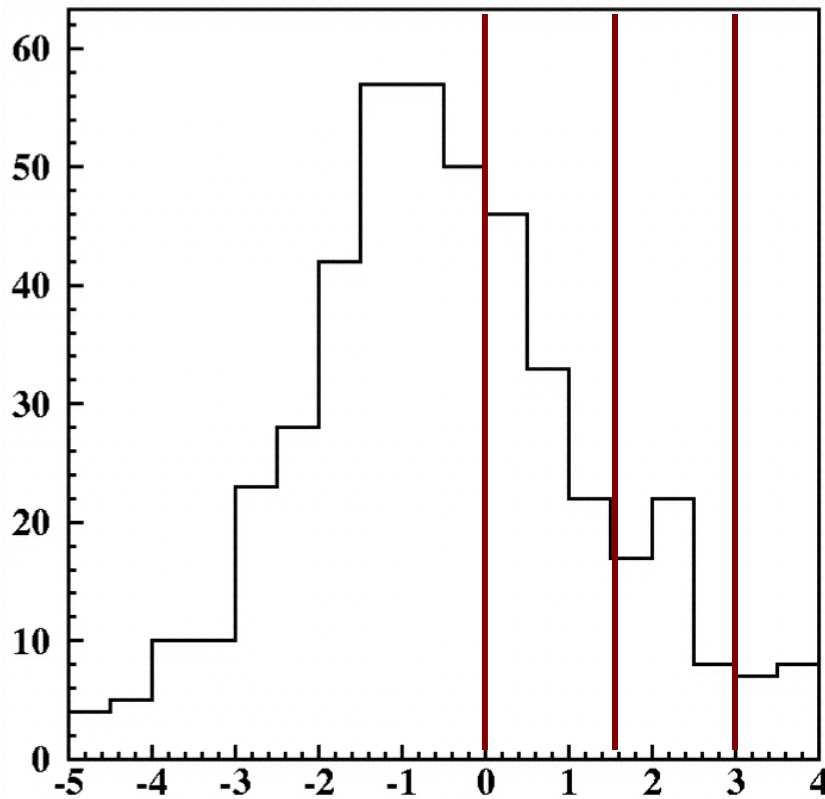
What Binaries are Suitable for



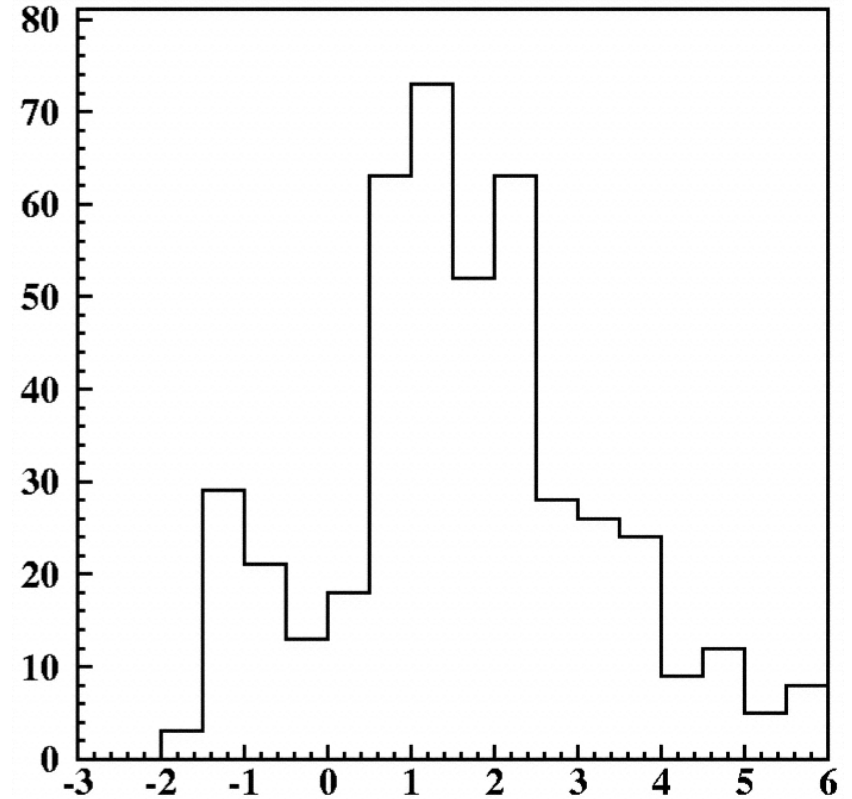
Known Spectroscopic Binary Distributions



From Taylor, Harvin, and McAlister 2003



Log Greater Nodal Sep (mas)

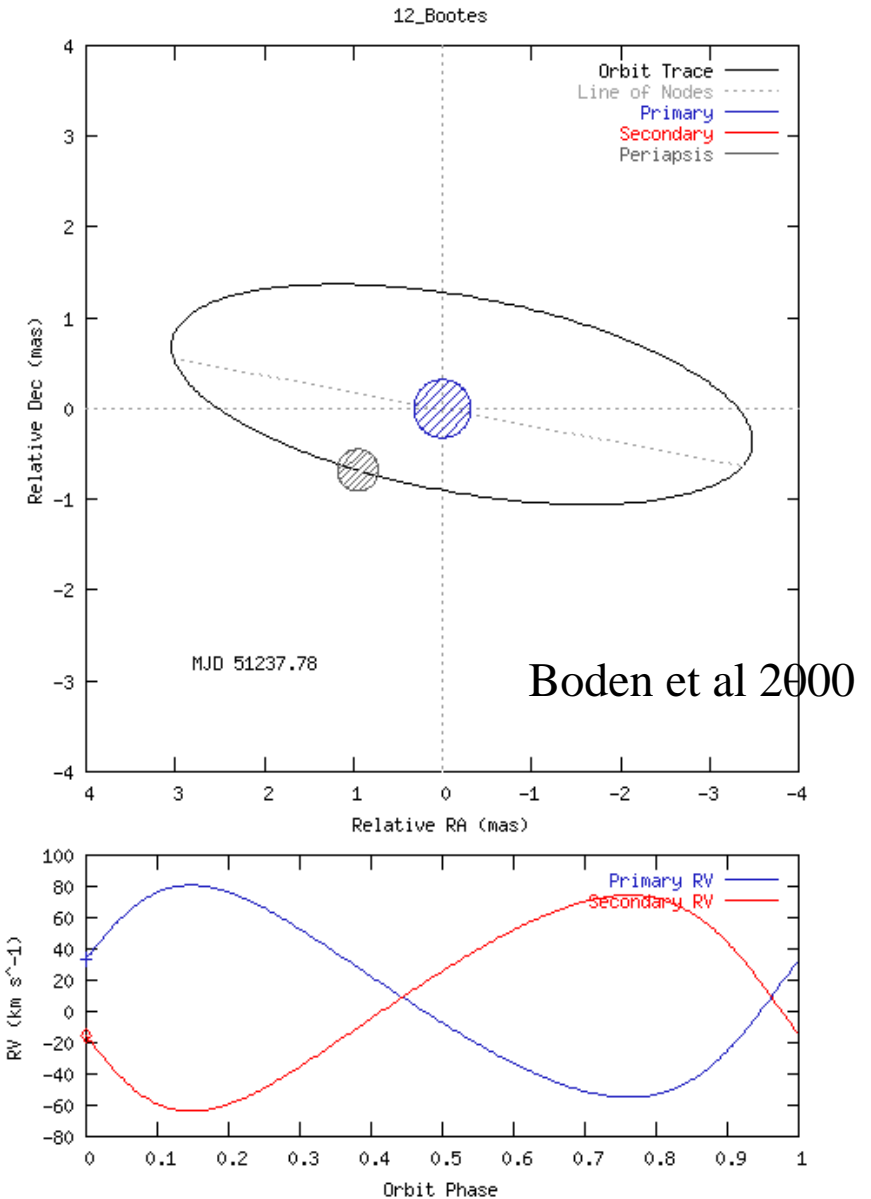


Log Period (d)



“The Deal” with Binary Star Studies

- In (essentially) all cases, observational objective is to determine “**physical orbit**” (physical dimensions, orientation), this provides component masses
- Eclipsing systems provide that with spectroscopy (“**spectroscopic orbit**”) & photometry (inclination)
- Non-eclipsing systems require integrating the “**visual orbit**” to determine system orientation
- Ratio of physical and angular scales (e.g. semi-major axis) yields system distance (duh)



7-10 July 2003

MSS -- A

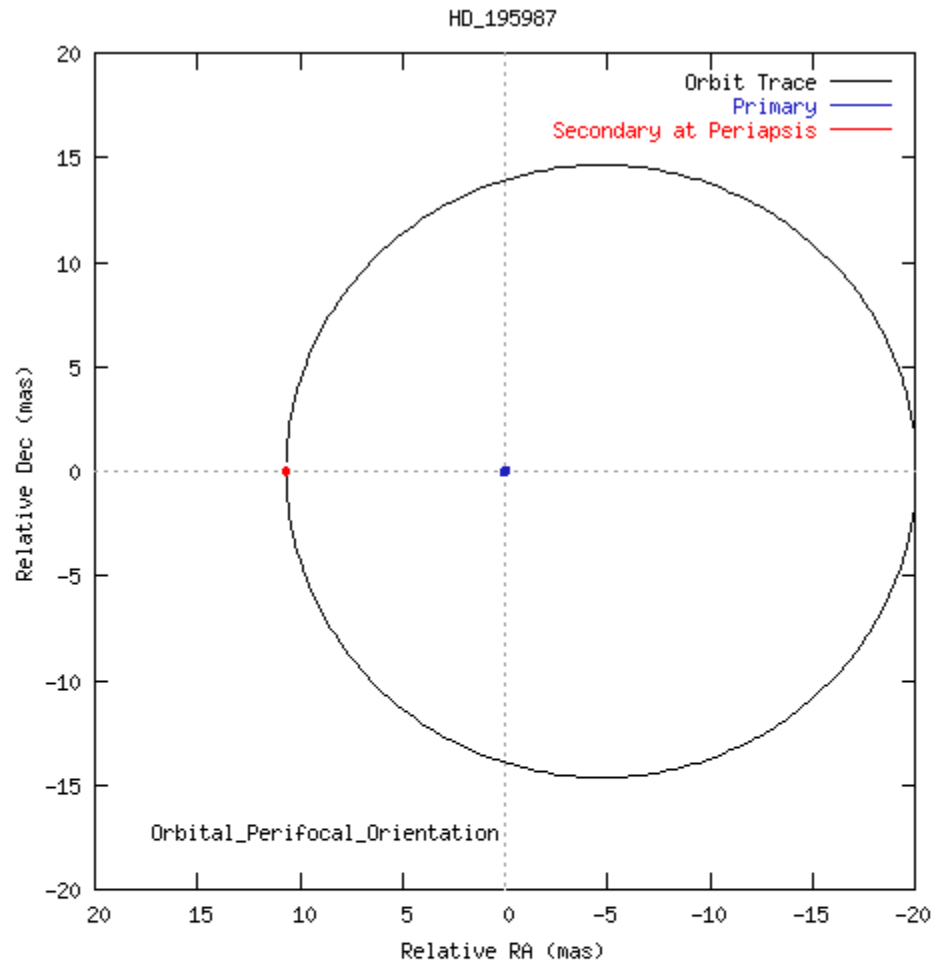
This slide left intentionally blank



➤ Why?

Describing Binary Systems

- (By definition) binary systems have *Primary* (A) and *Secondary* (B) components
- We describe binary kinematics with *orbital elements*
 - Four elements (a , e , P , T_0) describe motion in the orbital plane
 - Three elements (Euler angles, i , Ω , ω) define orbital plane orientation
 - Three elements (K_A , K_B , γ) describe rates projected onto the line-of-sight
- Additional parameters may describe component properties
 - Diameters (θ_A , θ_B)
 - Intensity ratio ($r = B / A$)



Historical Binary Studies Interferometers

- Classical imaging/
- Speckle
- Long-baseline inte
 - Capella with Mt W
 - α Vir with intensit
 - Mark III
 - HST FGS
 - NPOI
 - PTI
 - SUSY

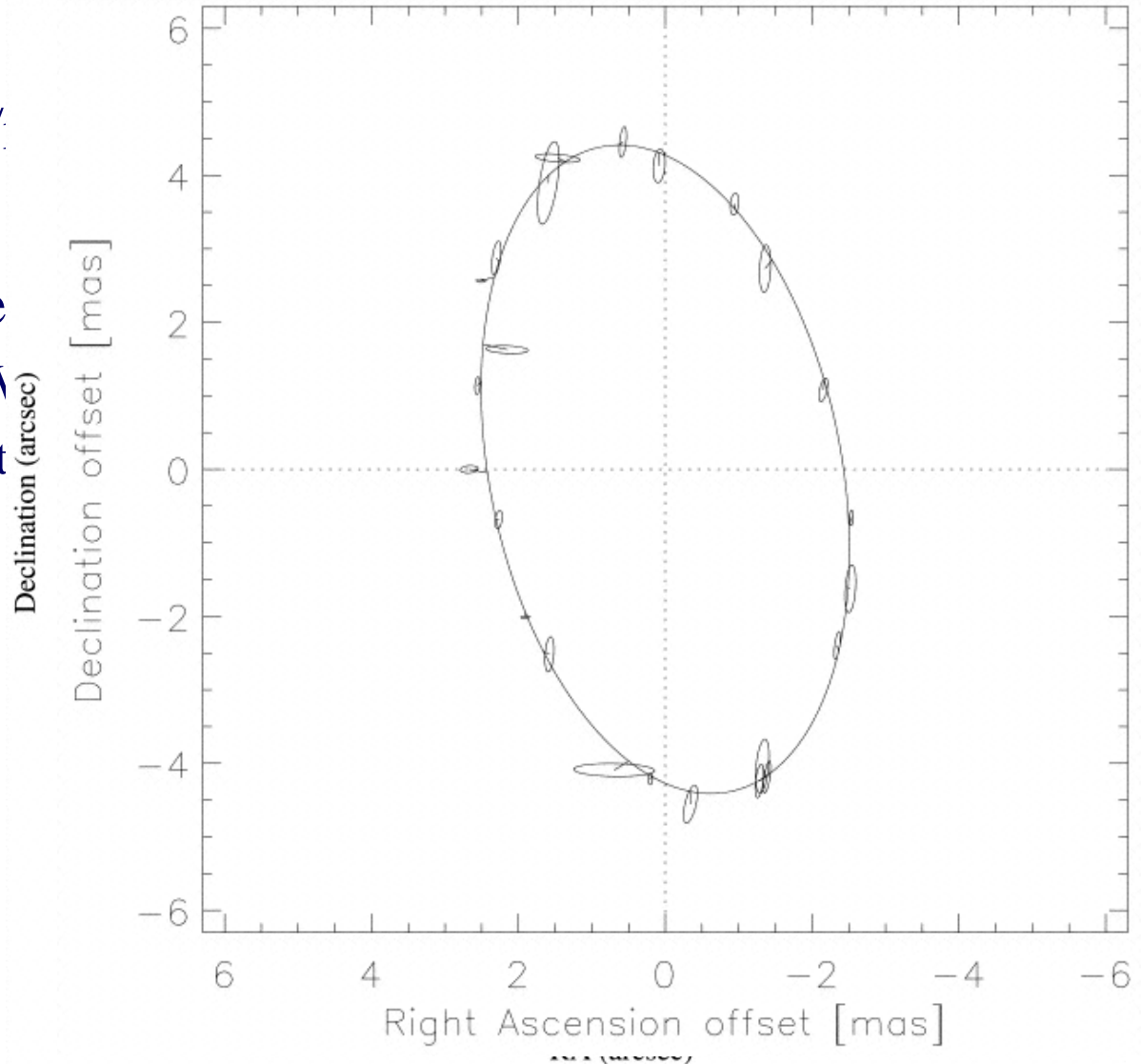
7-10 July 2003

THE ASTRONOMICAL JOURNAL

VOLUME 104, NUMBER 6

DECEMBER 1992

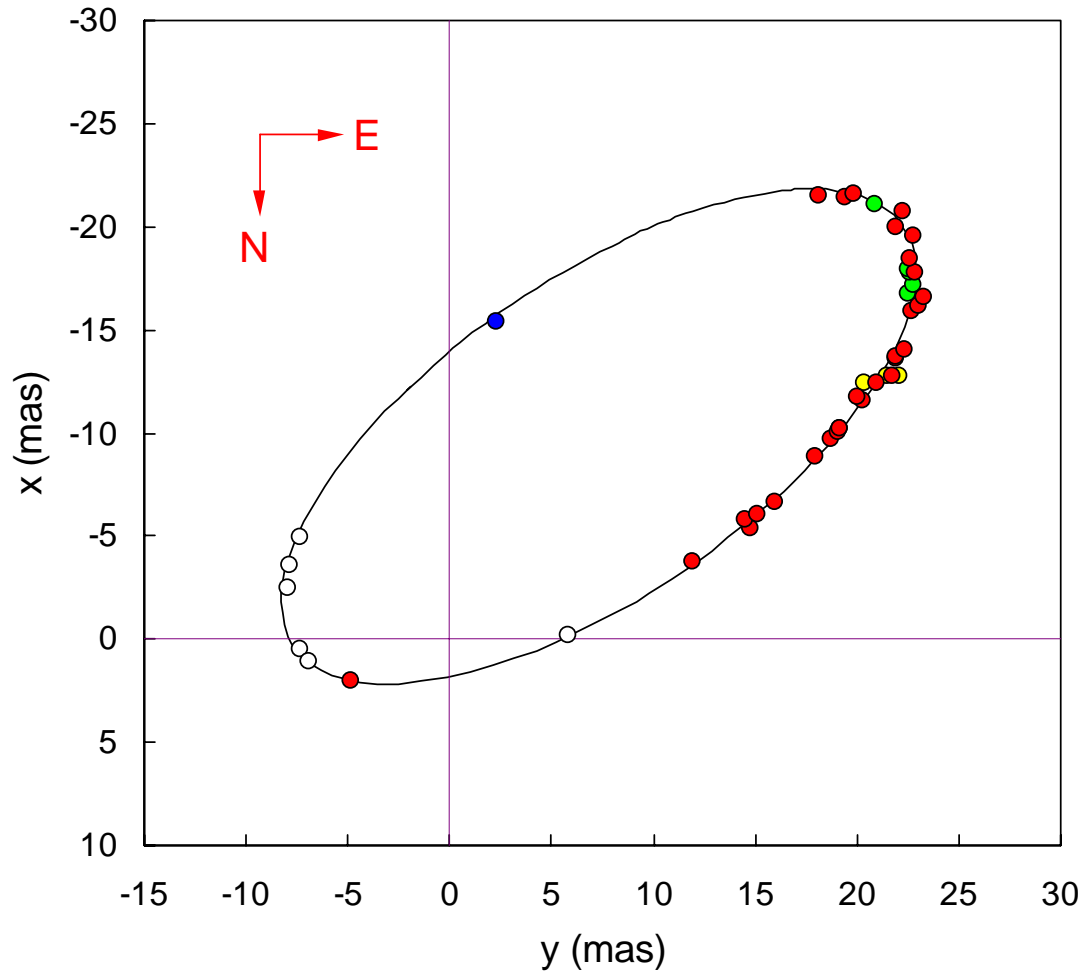
THE ORBIT OF ϕ CYGNI MEASURED WITH LONG-BASELINE OPTICAL



MSS --



The orbit of β Centauri determined from SUSI observations



- 1995 MAPPIT Observation
- 1997 SUSI Observations
- 1998 SUSI Observations
- 1999 SUSI Observations
- 2000 SUSI Observations
- Fitted Orbit

Period: 357.0 ± 0.3 days
 Inclination: 67.5 ± 0.4 deg
 Semi-major axis:
 25.3 ± 0.2 mas

Courtesy J. Davis

Admonitions From P. Tuthill



- Imaging may well be the “Holy Grail”, but the distinction between imaging and modeling is sometimes unclear
- In all cases, you want to make optimal use of your data
- Usually this means working “as close to your data” as possible

Long-Baseline Interferometry Observables



- (L-B) Interferometers provide visual (i.e. astrometric) information on binary stars
- Interferometric visibility as proxy for relative component astrometry

$$V_{binary} = \frac{P_A V_A + P_B V_B}{P_A + P_B} = e^{-2\pi i(u\alpha_1 + v\beta_1)} \frac{|V_A| + r|V_B| e^{-2\pi i(u\Delta\alpha + v\Delta\beta)}}{1 + r}$$

$$V_{binary}^2 = V_{binary}^* V_{binary} = \frac{|V_A|^2 + r^2|V_B|^2 + 2r|V_A||V_B|\cos(2\pi(u\Delta\alpha + v\Delta\beta))}{(1 + r)^2}$$

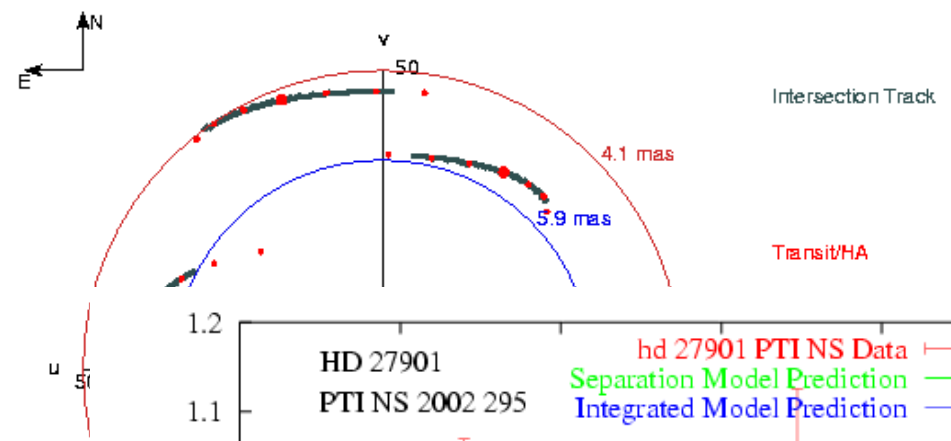
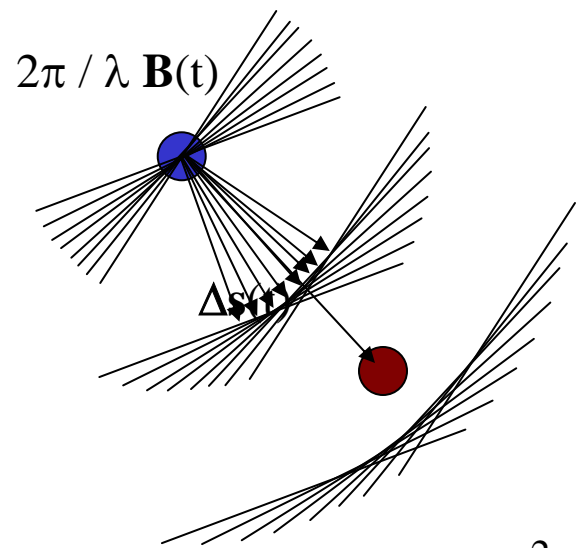
$$= \frac{|V_A|^2 + r^2|V_B|^2 + 2r|V_A||V_B|\cos\left(\frac{2\pi}{\lambda} \mathbf{B} \cdot \Delta \mathbf{s}\right)}{(1 + r)^2}$$

$\Delta \mathbf{s}$ – relative separation

r – relative intensity

\mathbf{B} – baseline

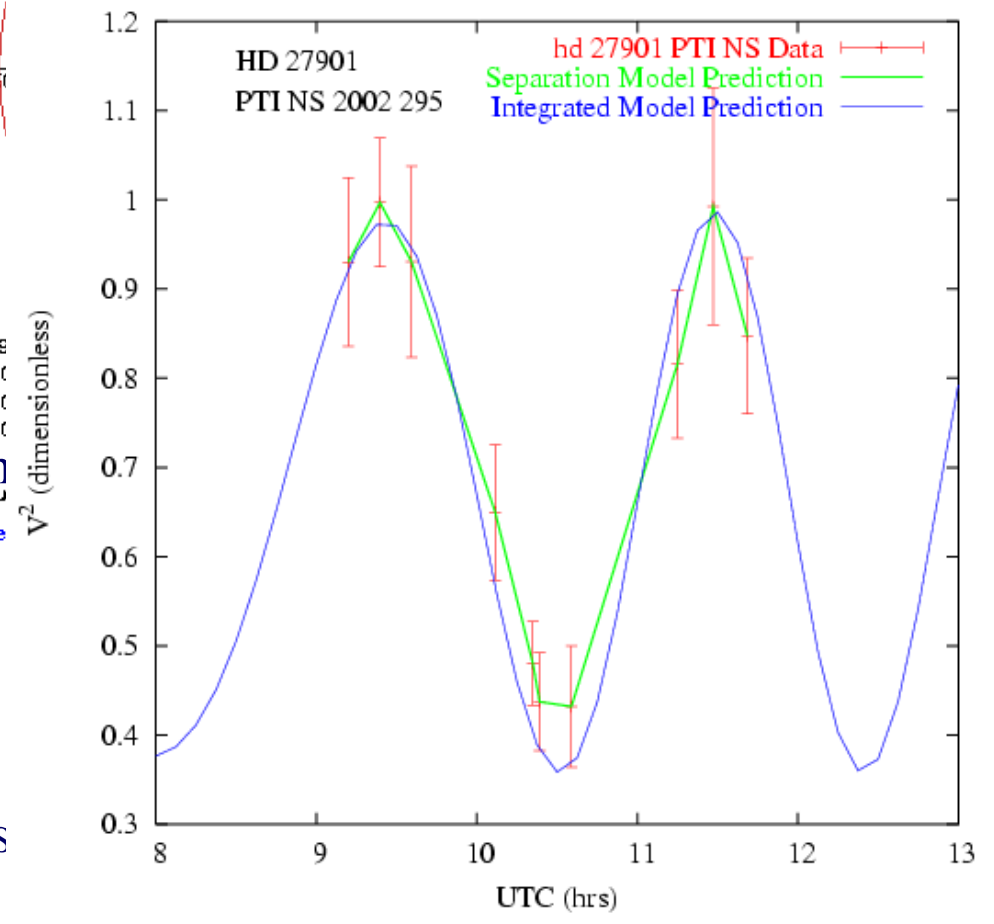
Separation Vector Modeling



$$V_{binary}^2 = \frac{|V_A|^2 + r^2|V_B|^2 + 2r|V_A||V_B|\cos(\frac{2\pi}{\lambda} B \bullet \Delta s)}{(1+r)^2}$$

HDC279
 04 25 10
 Transit (1
 Transit (1
 Produ
 Miche

- Projected baseline motion (earth rotation) varies relative geometry
- This geometry variation allows (straightforward!) estimation of binary separation

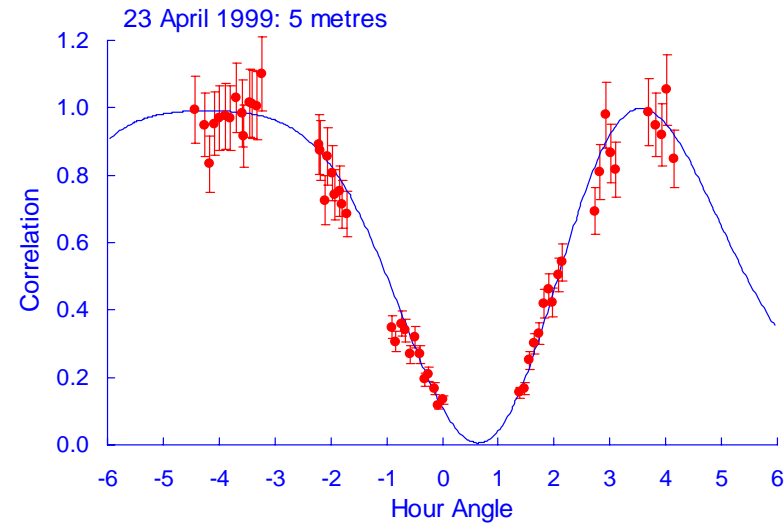
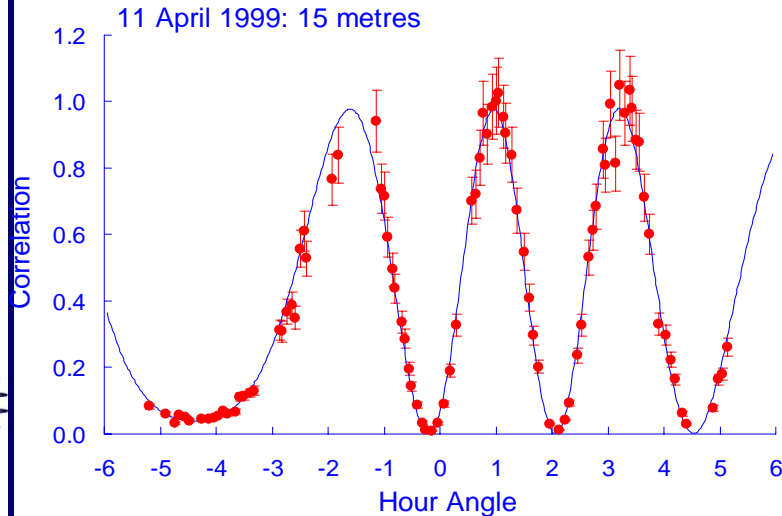
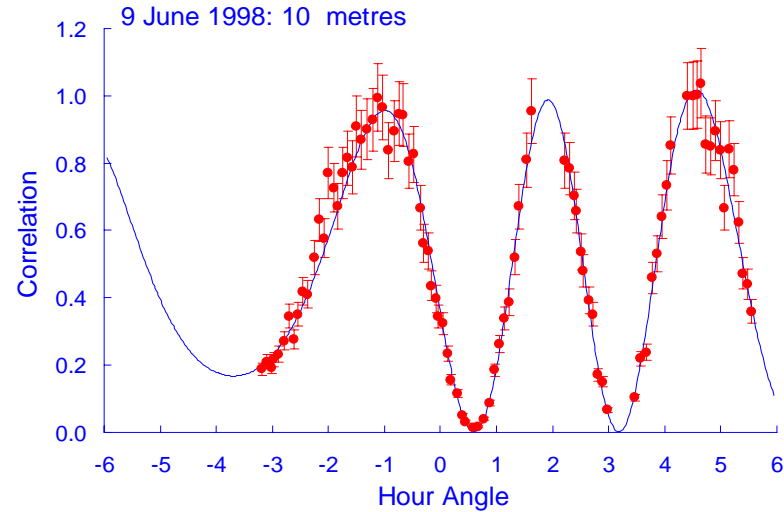
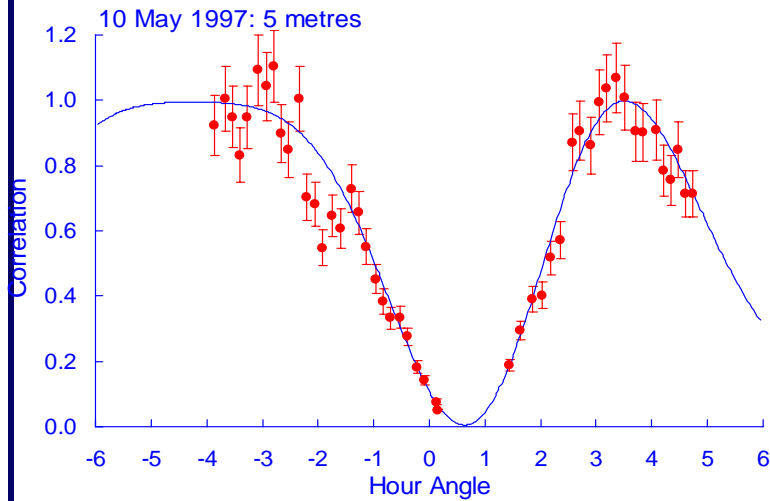


7-10 July 2003

MS



Examples of SUSI Observations of β Centauri



7-10 July 2003

MSS -- AFB

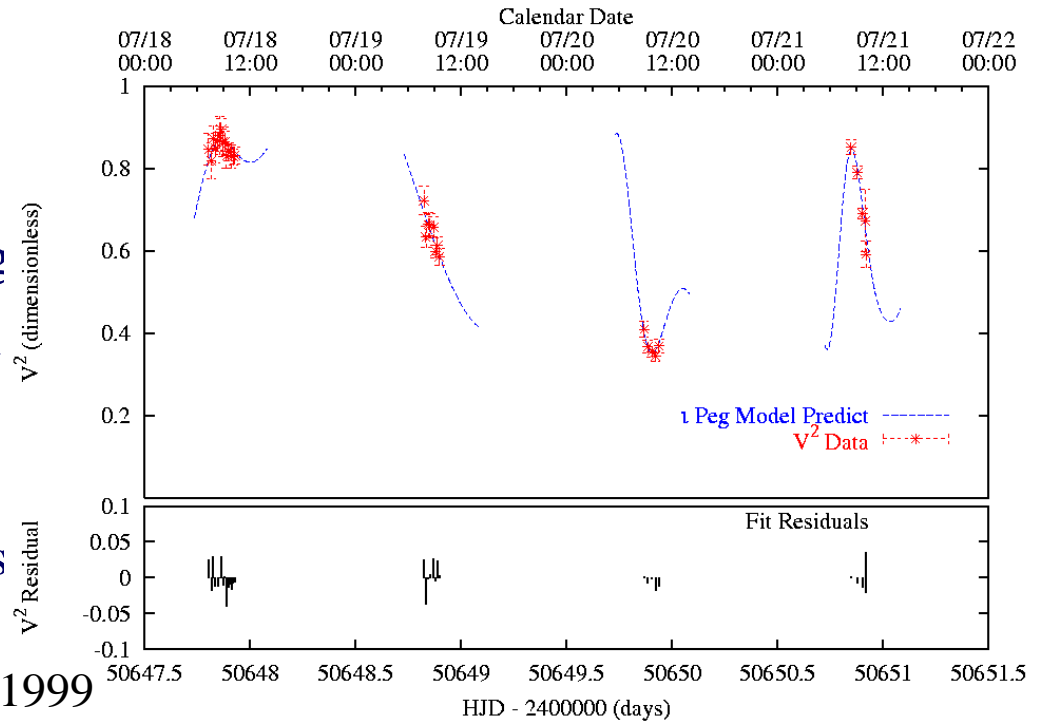
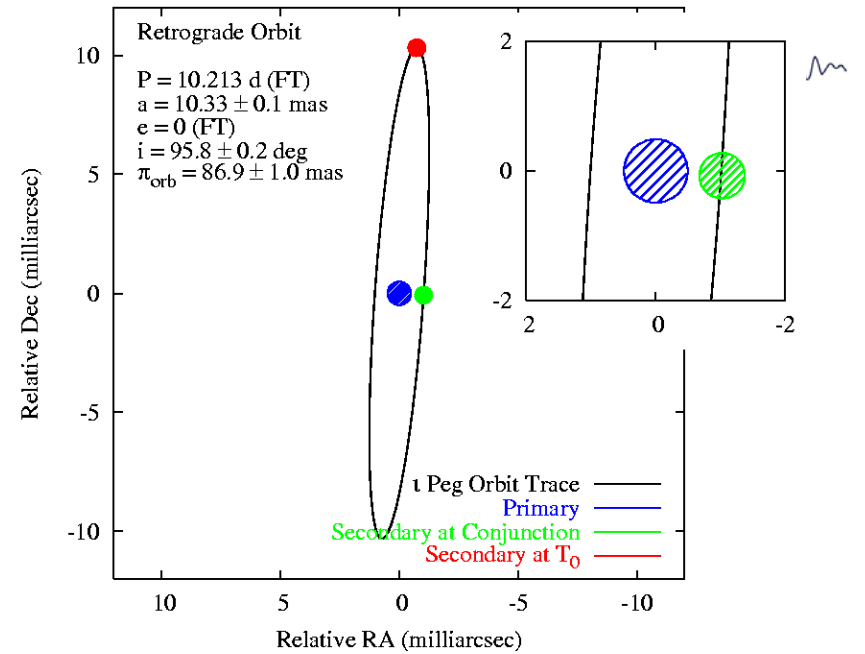
Courtesy J. Davis

Integrated Modeling I

- Separation vector modeling works in many cases, but breaks down when:
 - System is marginally resolved, providing little visibility evolution on a given night
 - Few data points are available on given night
 - System moves appreciably during night
- Solution: integrated modeling – estimating orbit directly from visibilities (just like RV Orbit modeling)
- This is what (essentially) everyone in the business does

7-10 July 2003

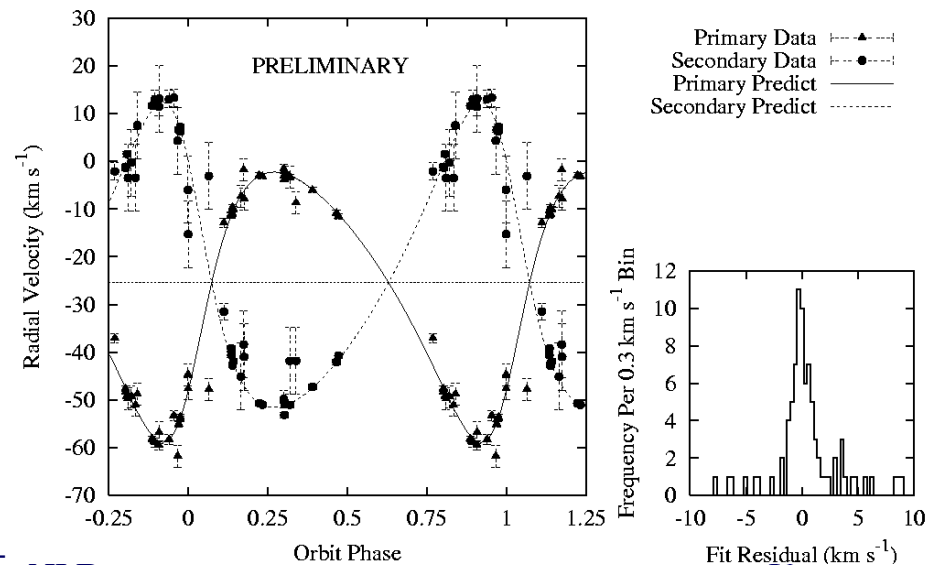
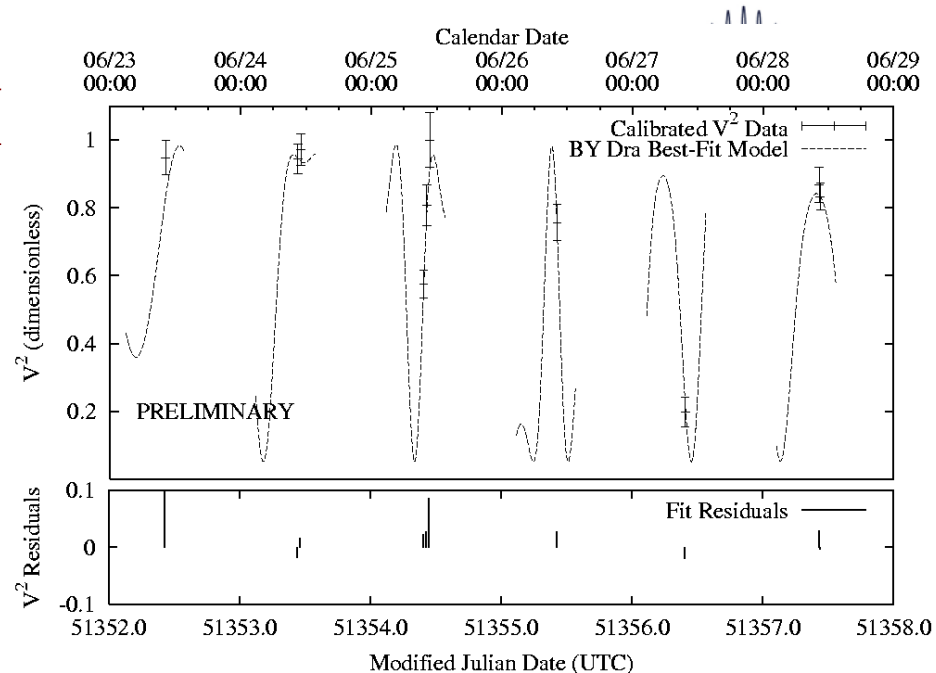
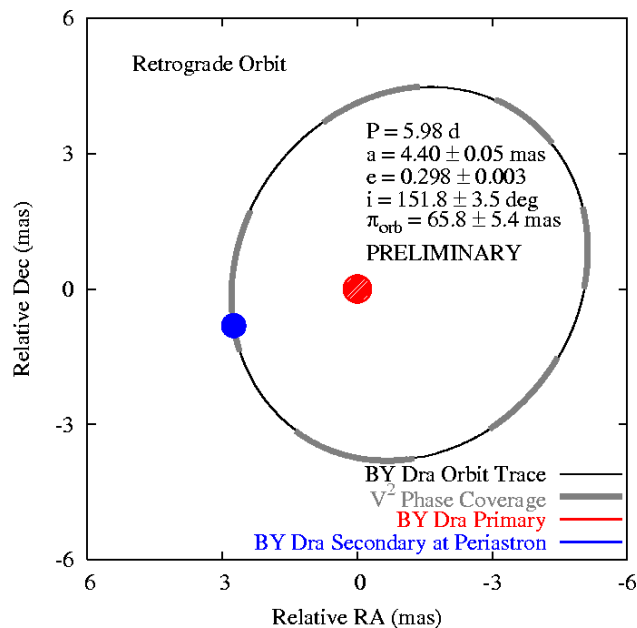
Boden et al 1999



Integrated Modeling II

- While you're at it, you might as well also directly integrate with RV measurements

Boden & Lane 2000



MSS - - - - -



Case Study: HD 195987

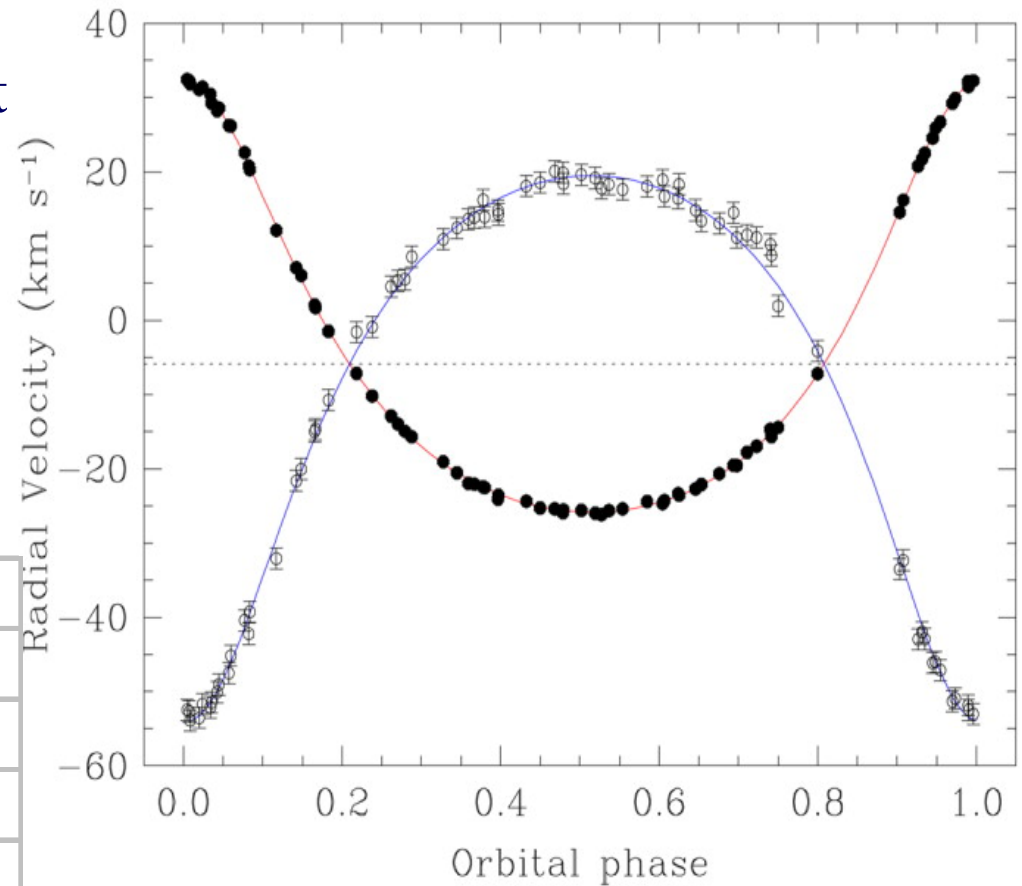
- HD 195987 is a modestly low-metallicity ($[\text{Fe}/\text{H}] \sim -0.5$) double-lined spectroscopic binary (SB2)
- (Essentially) no eclipsing system constraints for metal-poor stellar models
- RV Orbit determine as part of Carney-Latham high-proper-motion survey
- Long-term velocity monitoring CfA
- Visibility orbit from PTI circa 1999
- Integrated orbit solution (Torres et al 2002)
- First (precision) O/IR interferometric solution for “metallicly-challenged” system

HD 195987 RV Orbit



- Modest eccentricity ($e \sim 0.3$) double-lined orbit
- 0.1 contrast ratio in the visible – TODCOR extraction of RV lines
- 73 double-lined measurements

T0 (d)	49404.825 ± 0.045
e	0.3103 ± 0.0018
γ	-5.867 ± 0.038
KA	28.944 ± 0.046
KB	36.73 ± 0.21
ω	357.03 ± 0.35

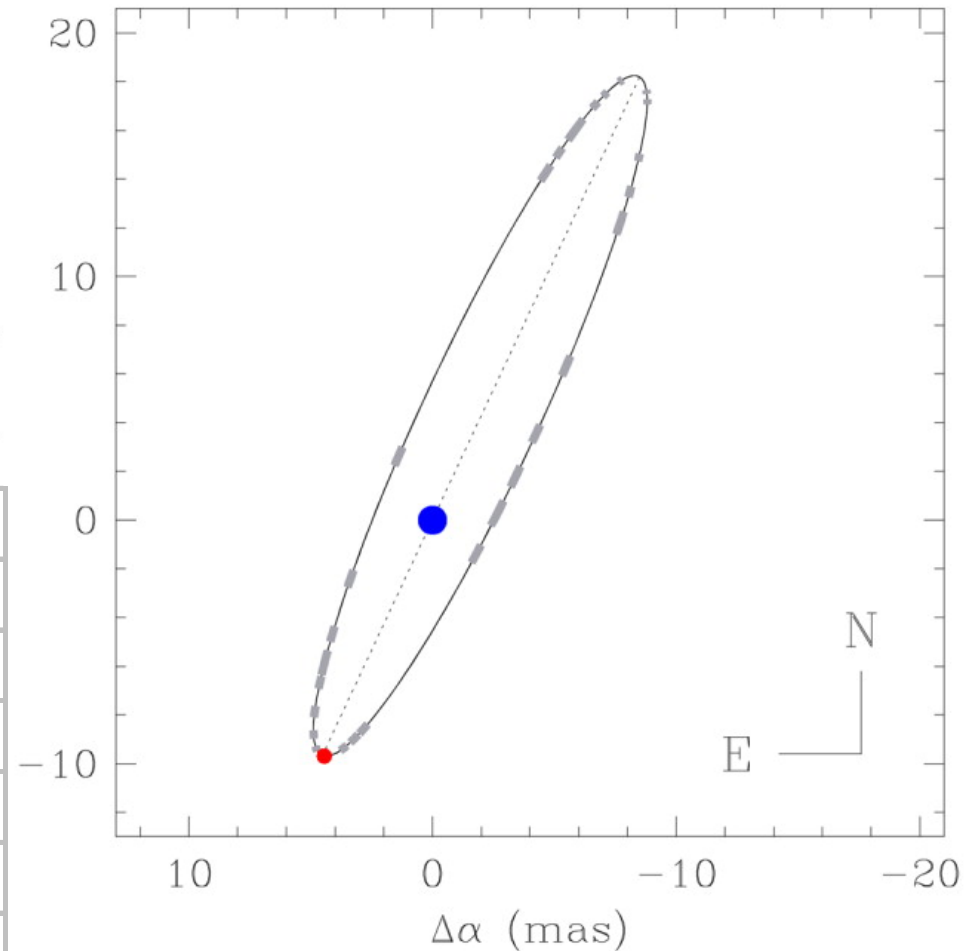




HD 195987 Visual Orbit

- $a'' \sim 15$ mas; easily resolvable with PTI
- K-band operation facilitates measurement of secondary ($r \sim 0.38$)

P (d)	57.3298 ± 0.0035	$\Delta\delta$ (mas)
T0	51354.000 ± 0.069	
e	0.30740 ± 0.00067	
a	15.368 ± 0.028	
i	99.379 ± 0.088	
Ω	335.061 ± 0.082	
ω	358.89 ± 0.53	



Components rendered 3x actual size

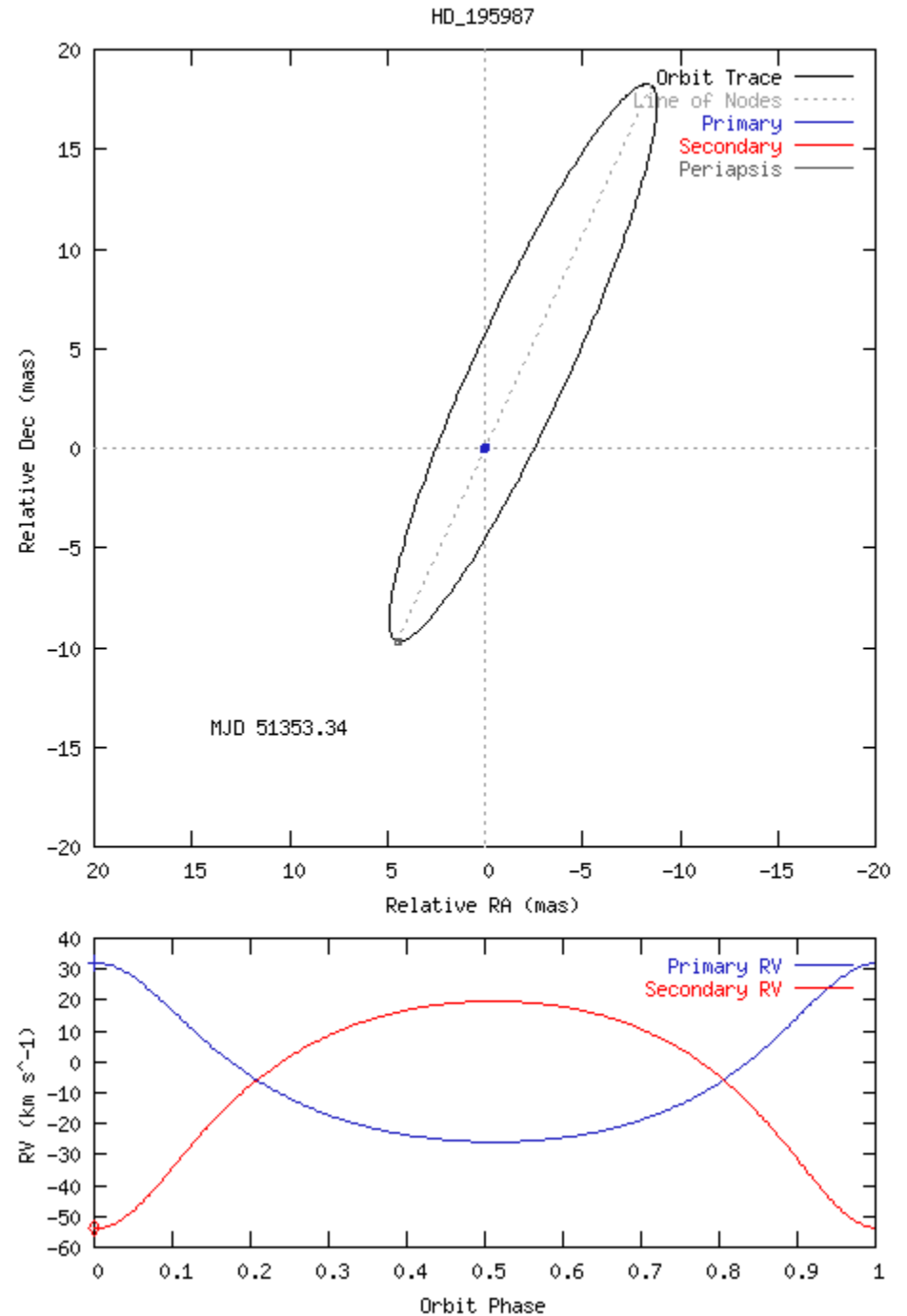
HD 195987 Physical Orbit

- Simultaneous solution to both RV and PTI visibility data
- Complementary information about “mutual” elements (P, T₀, e, ω)

P	57.32178 ± 0.00029
T ₀	51353.813 ± 0.038
γ	-5.841 ± 0.037
KA	28.929 ± 0.046
KB	36.72 ± 0.21
a	15.378 ± 0.027
e	0.30626 ± 0.00057
i	99.364 ± 0.080
Ω	334.960 ± 0.070
ω	357.40 ± 0.29

7-10 July 2003

MS



HD 195987 System Parameters

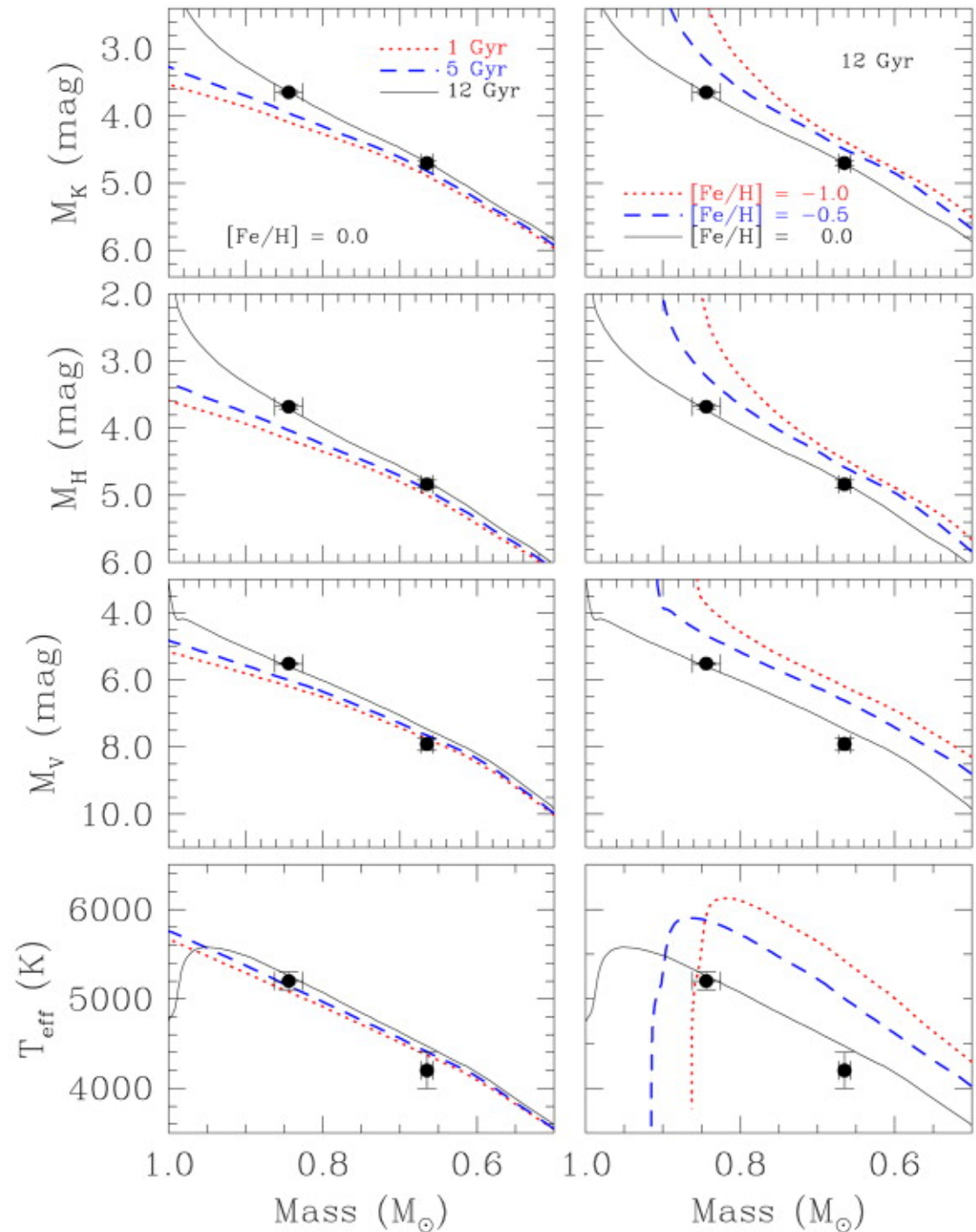
2% Primary Mass,
1% Secondary Mass

Parameter	Primary	Secondary
Mass (M)..	0.844 ± 0.018	0.6650 ± 0.0079
Teff (K)...	5200 ± 100	4200 ± 200
oPlx (mas)	46.08 ± 0.27	
Dist (pc)...	21.70 ± 0.13	
MV (mag).	5.511 ± 0.028	7.91 ± 0.19
MH (mag)	3.679 ± 0.037	4.835 ± 0.059
MK (mag)	3.646 ± 0.033	4.702 ± 0.034
V-K (mag)	1.865 ± 0.039	3.21 ± 0.19

Factor of two
better than Hipparcos

Stellar Model Comparisons

- Having determined component parameters, it's time to test stellar models!
- No single set of models do a perfect job of predicting HD195987 component parameters
- This is how an observationalist defines progress...



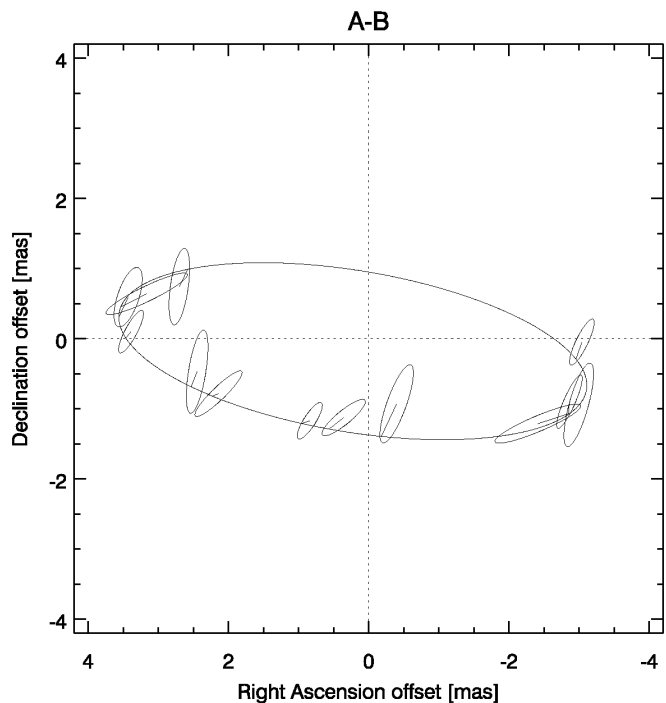
7-10 July 2003

Future Directions

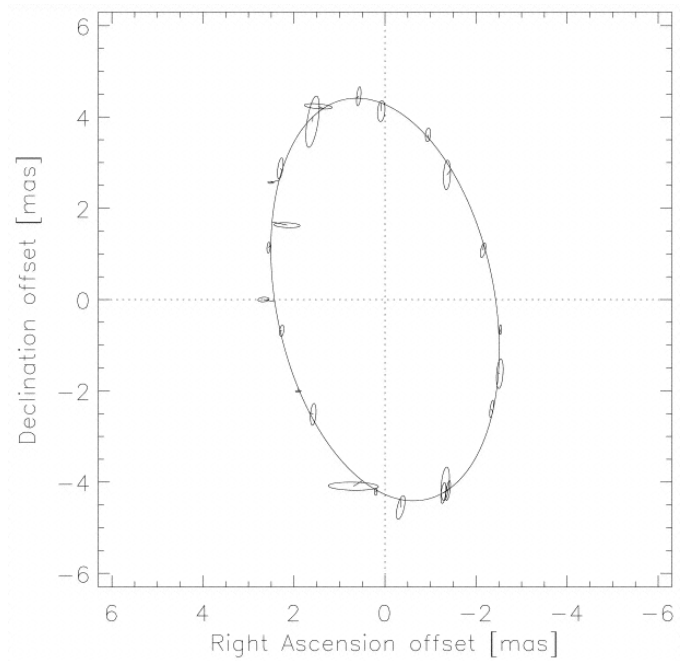
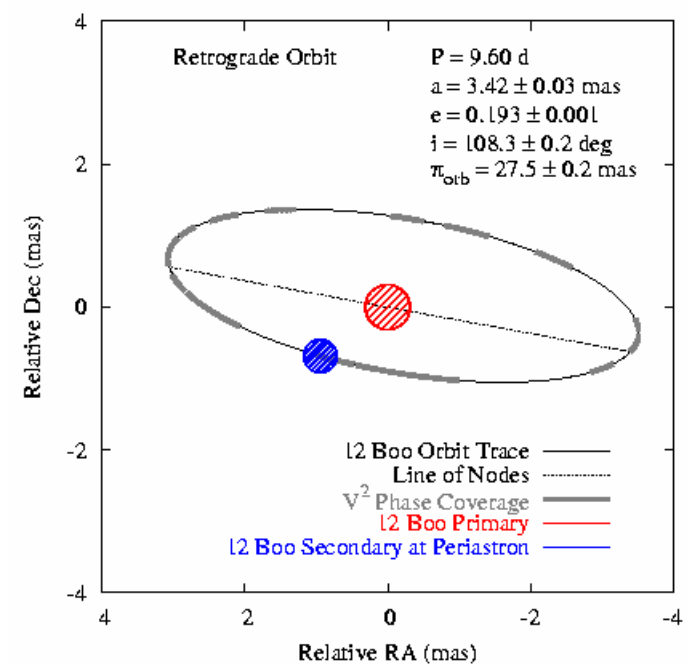
- We've been doing this binary thing for a while, what is there left to do?
 - Component parameters for stars that are not well covered by eclipsing systems
 - ❖ Subgiant & Giant stars
 - ❖ Pre-main sequence stars
 - ❖ Metal-poor & metal-rich stars
 - Systems where there's "extra" physics
 - ❖ Tidal interaction & angular momentum evolution
 - ❖ Interacting systems
 - ❖ Higher-order (hierarchical) systems
 - Systems where there is science beyond/in addition to the component properties
 - ❖ e.g. Cluster distances and ages

Evolved Stars

- Surprisingly few high-precision tests exist of stars off the main sequence...
 - 12 Boo
 - Omi Leo
- But some more are on the way...



IS -- AFB



Short Period Systems: Tidal Interactions

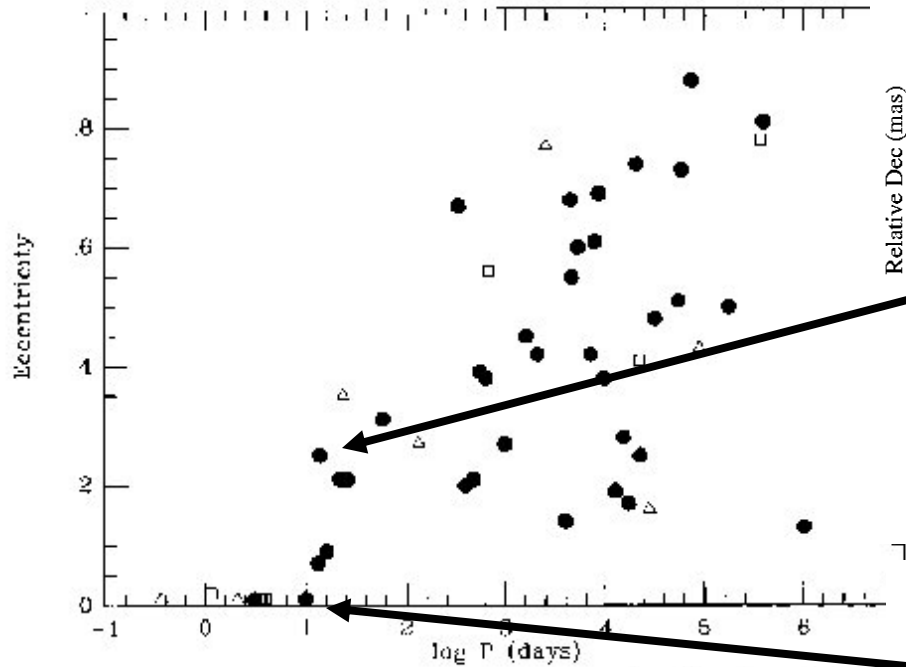


Fig. 5. Diagram eccentricity versus period for the complete nearby G-dwarf sample. Note the strong circularization effect due to tidal stresses for short periods binaries. The symbols are according to the multiplicity of the system: ● double, ▲ triple, □ quadruple

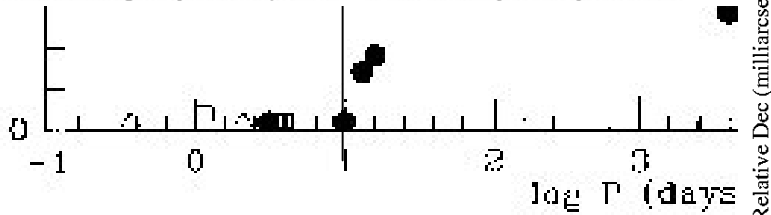
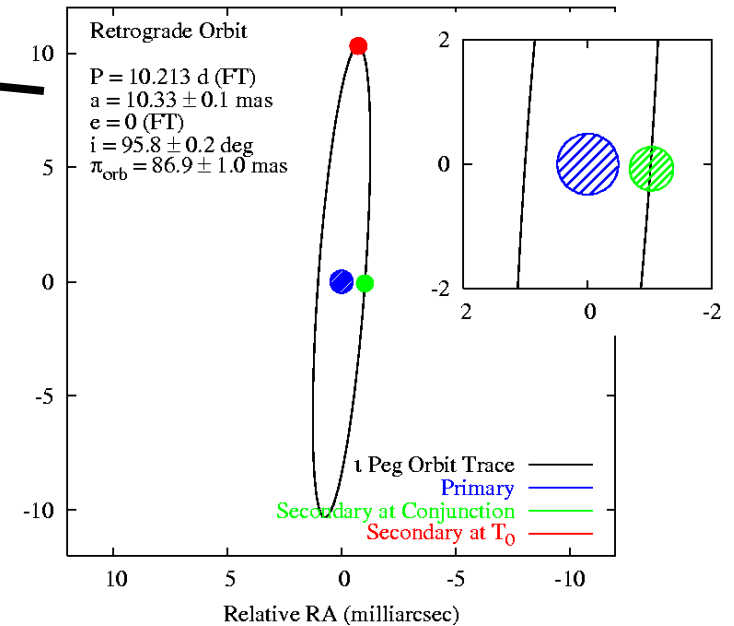
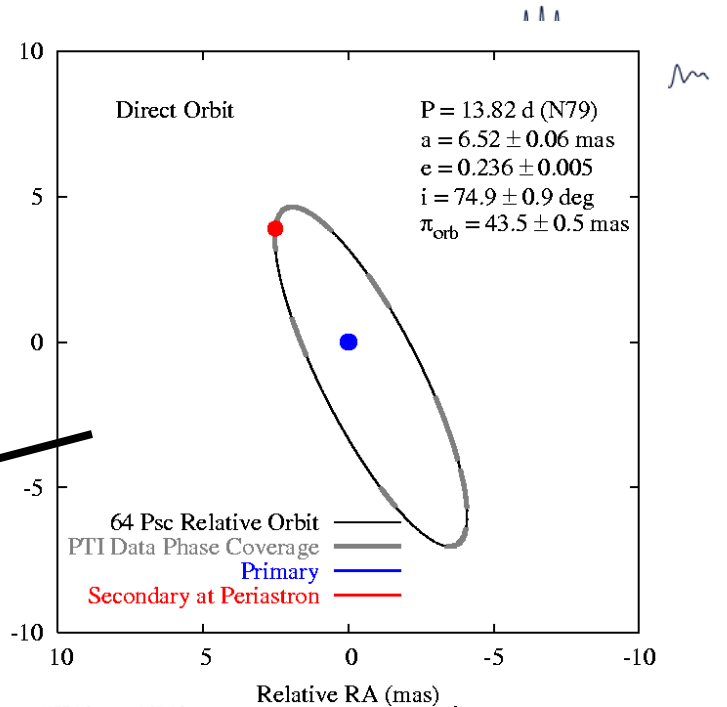


Fig. 5. Diagram eccentricity versus period for the complete sample: the strong circularization effect due to tidal stresses for short period binaries. The symbols are according to the multiplicity of the system: ● double



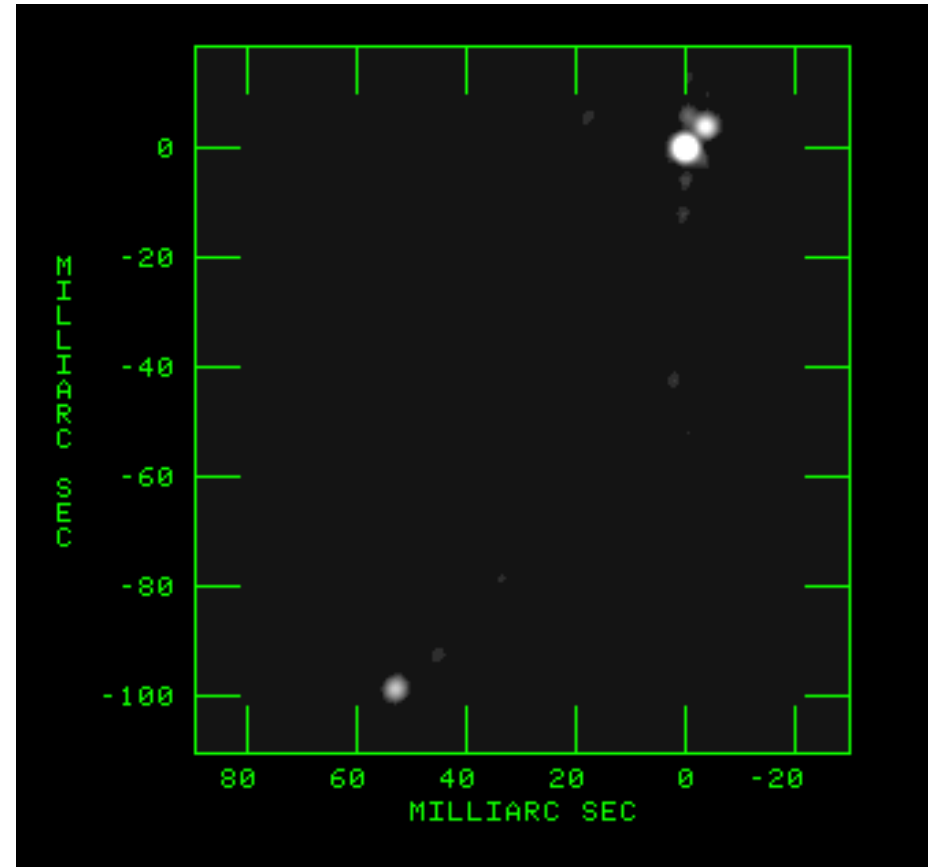
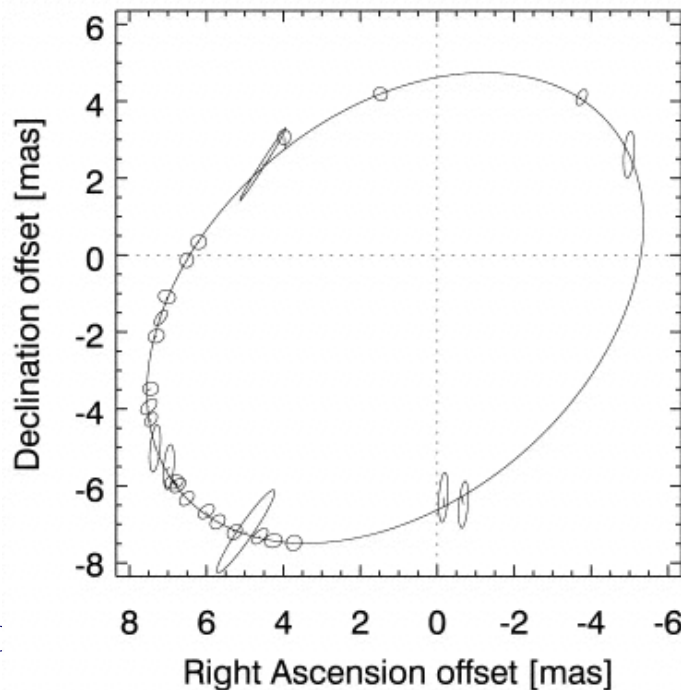
7-10 July 2003

MSS -- AFB

08/09/2003

Hierarchical Systems

- η Vir was a known triple system recently done by NPOI (Hummel et al 2003)
- Non-coplanarity of outer and inner orbits established (diff 5.1 ± 1.0 deg)



The Triple System η Vir
 Hummel et al 2003



Summary (what to take away...)

- Binaries are important systems to study
 - “The hydrogen atoms of stellar astrophysics” argument
- LB Interferometers have an important role to play in binary star studies:
 - Making “visual” binaries out of “spectroscopic” ones
 - Resolving more distant systems
 - “Competitive” accuracy with eclipsing systems
 - Providing angular scale (distance!) for eclipsing systems
 - Providing additional component diversity beyond eclipsing systems
- LB Interferometers can also provide new windows into physics beyond component parameters
 - Tidal interactions
 - “Yardsticks and chronometers”
- All interferometers should study binary stars
(...to the exclusion of *all* other science...)
- Enjoy BC...